

DUAL CODING WITH TEACHERS THE COURSE



GRAPHIC ORGANISERS MIND MAP

A mind map is not special, creative or magical. It is no more than a tree diagram radiantly arranged around a central title, with curvy lines. That's all.

FROM HORIZONTAL TO VERTICAL ORGANISATION

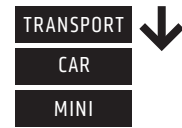
CAR | TRANSPORT | MINI

Words live in hierarchies. Look up a word in the dictionary and you will be told what that word is part of (superordinate category – more general) and what it consists of (subordinate category – more specific).

INDUCTIVE APPROACH



DEDUCTIVE APPROACH



@olicav
olicav.com
oliver@olicav.com

GETTING BETTER

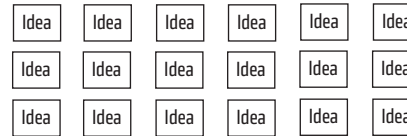


INDUCTIVE METHOD

1

Collect the content

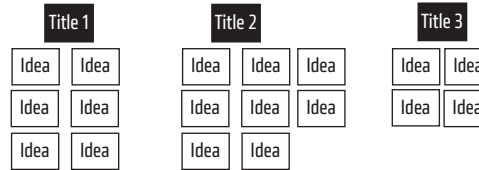
Devote a sticky note for each idea. Capture the idea with a keynote (or two if needed).



2

Divide up into smaller groups

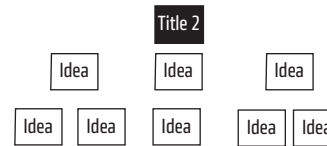
Physically group the ideas that seem to belong together because of shared attributes. Then title these groups.



3

Continue the process

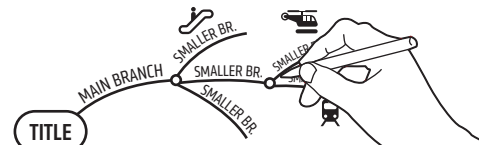
Explore finding smaller groups within the larger group and arrange them underneath.



4

Draw the mind map

Maintain the hierarchies you have established but convert their graphic format to mind map branches.

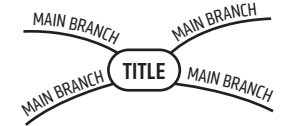


DEDUCTIVE METHOD

1

Identify the main branches

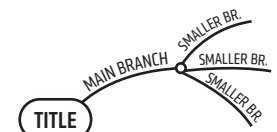
Devote a sticky note for each idea. Capture the idea with a keynote (or two if needed).



2

Break them down into smaller ones

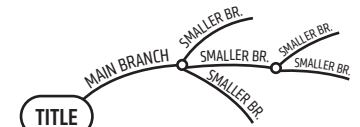
Physically group the ideas that seem to belong together because of shared attributes. Then title these groups



3

Continue the process

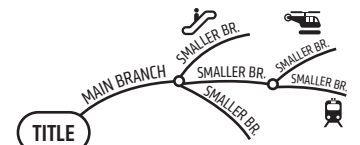
Explore finding smaller groups within the larger group and arrange them underneath.



4

Add additional visuals and colour

Now is the time to see if you can include charts or timelines and maybe add colour and icons.



DO

- Provide a mind map at the start of a topic
- Refer to the mind map as you progress through the topic
- Review the topic at its completion with the original map
- Scaffold a mind map to aid students creating their own

DON'T

- Allow students when at the novice stage to mind map
- Make your mind maps too complicated
- Base your mind maps on associations – hierarchies only!
- Over-emphasise the status of colour or imagery

TRY

- Using sticky notes to work inductively
- Explain your thinking about the hierarchies in the mind map
- Showing simple mind maps, before more detailed ones
- Converting mind maps to outline plans for writing