

DUAL CODING WITH TEACHERS THE COURSE



GRAPHIC ORGANISERS 1

Dive deep into why graphic organisers are so effective. Learn how to know which type is most appropriate for the nature of the topic at hand.

THE NEED FOR ORGANISATION

Poorly organised knowledge cannot readily be remembered or used. But students don't know how to organise their knowledge effectively.

Teach the utility of good organisation. Teach how to use good knowledge organisation. Teach how to generate good knowledge organisation.



FREDERICK REIF (2015)
Applying Cognitive Science to Education

DIFFERENT WAYS TO ORGANISE

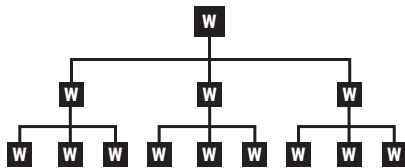
Not all graphic organisers are the same. But they do fall into four main types. You could say that these four categories of organisers correspond to the four main ways of thinking about subject content.

Being clear about these distinct ways of organising content can bring great benefits to teachers. It helps them decide which type of graphic organiser to use when introducing and explaining new content to their students. And, even more powerfully, teachers can explain to their students which type of organisation they are using.

The chart opposite shows the type of words related to each category, indicating their different ways of reasoning.

CHUNK	define, describe, components, attributes, notion, characteristics, category, group, classification, parts, theme, connections, constituent, subordinate
COMPARE	identical, features, different, shared, in common, contrast, discrete, unique, attributes, similarities, characteristics, whereas, contrary,
SEQUENCE	phase, event, repeat, next step, initially, to start, followed by, subsequently, penultimately, finally, cyclical, repetition, step-by-step, in parallel
CAUSE & EFFECT	effects, consequences, implications, influences, preconditions, contributing, repercussions, inevitable, catalyst, fault, reason, causal

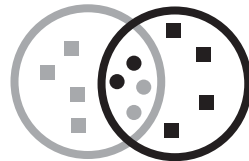
CHUNK



W = Word

The **Tree Diagram** above is but one of several in this category. This group contains graphic organisers that define and describe. They organise the relationships between the whole and the parts. Other organisers in this category include mind maps, concept maps, affinity diagram, spray map, clustering and target map.

COMPARE



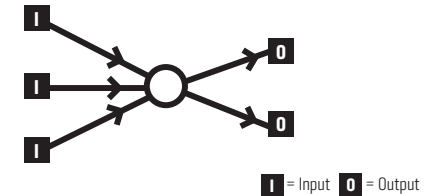
The **Venn Diagram** above is but one of several in this category. This group, as the title makes clear, compare and contrast two or more items, identifying similarities and differences between them. Other organisers in this category include double spray, matrix, SWOT analysis, continuum, cross continua and priorities grid.

SEQUENCE



The **Flow Chart** above is but one of several in this category. This group places events into a temporal sequence, showing what came before and after. Other organisers in this category include cycle, flow spray, story board and GANTT chart.

CAUSE & EFFECT



The **Input-Output Diagram** above is but one of several in this category. This group does more than sequence events, it identifies causal links and their consequences. Other organisers in this category include fishbone diagram, relations diagram, critical path analysis, flowscape and decision trees.



@olicav
olicav.com
oliver@olicav.com

GETTING BETTER



DO

- Spend time on identifying the type of organiser you need
- Identify which type is most appropriate to your subject
- Apply your Pen Craft skills to create clarity in your organiser
- Reveal your organisers, part by part, when explaining

DON'T

- Stick to a favourite organiser for all content
- Rush when making them – why make them hard to read?
- Make them too complicated
- Forget to signal which specific part you are talking about

TRY

- Explore digital apps
- Build a library of graphic organisers
- Share organisers across your department colleagues
- Link type of organiser with different writing genres